


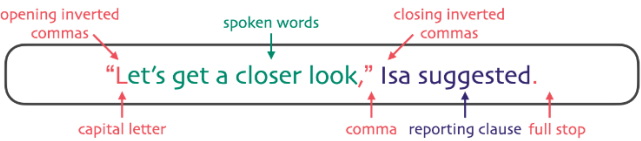
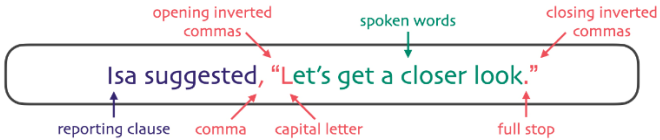
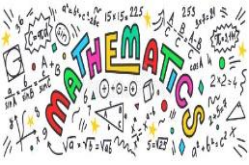


## Year 6 Homework w/c 22.11.24

Here is your homework for this week. It should take you about an hour. For the online parts, we will be able to see what you have completed. For everything else, please complete the task in your homework book.

<p style="text-align: center;"><b>Times Table Rockstars</b></p> 	<p>Well done those of you who completed your TTRS homework last week and contributed to the scores – great teamwork!</p> <p>This week there is a new battle on TTRS between each of the KS2 classes – who will be victorious this time?</p> <p>Please note, there is a curfew set each day so that you cannot access TTRS too early in the morning or late at night.</p>
<p style="text-align: center;"><b>Reading</b></p> 	<p>Well done to those of you who are reading every day.</p> <p>We are continuing to look at Alice in Wonderland, so you may want to listen to or read some of the story. You can do this by following the links below. You do not have to do this unless you want to.</p> <p><a href="https://www.alice-in-wonderland.net/resources/chapters-script/alices-adventures-in-wonderland/chapter-1/">https://www.alice-in-wonderland.net/resources/chapters-script/alices-adventures-in-wonderland/chapter-1/</a></p> <p><a href="https://www.audiobooktreasury.com/alice-in-wonderland/">https://www.audiobooktreasury.com/alice-in-wonderland/</a></p>
<p style="text-align: center;"><b>SPAG</b></p> 	<p>Choose one of the pictures on the next page and write the conversation which could be happening in it. Think about the following:</p> <p style="color: blue;">What is being said</p> <p style="color: red;">How it is being said</p> <p style="color: green;">Any action which is also happening</p> <p>There needs to be at least three pieces of dialogue. Repeat for one of the other pictures.</p> <p>Remember the rules of speech punctuation:</p> <div style="text-align: center;">  <p style="font-size: small; margin-top: 10px;">opening inverted commas    spoken words    closing inverted commas</p> <p style="font-size: small; margin-top: 10px;">capital letter    comma    reporting clause    full stop</p> </div> <div style="text-align: center; margin-top: 20px;">  <p style="font-size: small; margin-top: 10px;">opening inverted commas    spoken words    closing inverted commas</p> <p style="font-size: small; margin-top: 10px;">reporting clause    comma    capital letter    full stop</p> </div> <div style="text-align: center; margin-top: 20px; border: 1px solid black; border-radius: 15px; padding: 10px; width: fit-content; margin: 0 auto;"> <p style="color: green; margin: 0;">"If we follow the tunnel," Isa suggested, "we'll get a closer look."</p> </div>
<p style="text-align: center;"><b>Maths</b></p> 	<p>Log on to <a href="https://www.maths.co.uk/">https://www.maths.co.uk/</a> and then complete the task which has been assigned to you:</p> <ul style="list-style-type: none"> <li>- Fractions A</li> </ul> <p>There are 3 questions which you may find tricky (Q13, Q17 and Q20) as we have not yet looked at converting fractions to decimals. Do not worry if you need to skip that question.</p>



A

B

C

D