





# Year 2 – Digital Photography

There are lots of different devices that can take photographs.



Portrait

Landscape

Taking a good picture:



**Positioning:** Is it obvious what the main subject of the photograph is?



**Framing:** Have you included everything you wanted to?



**Subject:** Are you close enough that you can see the detail?

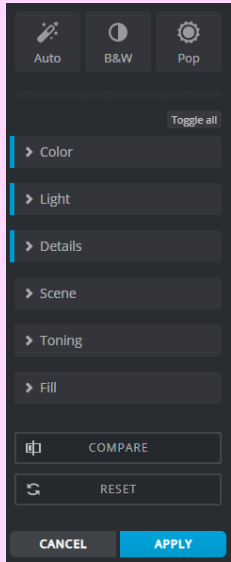


**Light:** Do you need to add more daylight? Use the camera flash? or use another light source?

How do you take a good photograph?

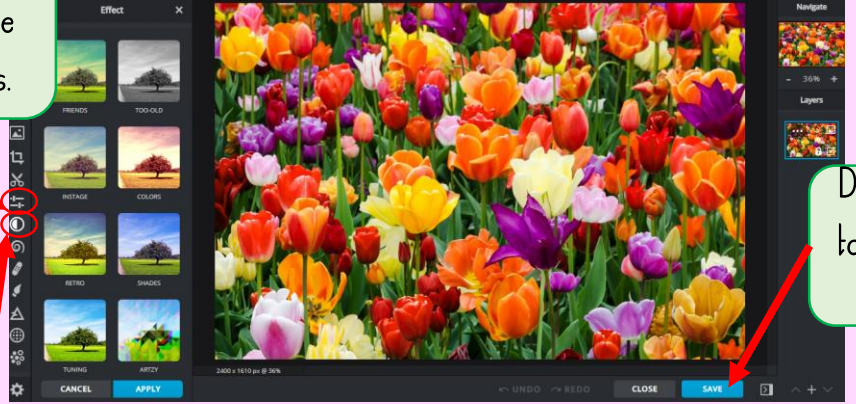
1. Hold the device **firmly** with both hands.
2. Point the **camera lens** at the subject.
3. Look into the **viewing window** or **screen**.
4. Move the device until you see everything clearly.
5. Press the **capture** button.

Use PIXLR online to edit your photos.



Use the adjust and filter button to edit the colours of your images.

Use the effects to add layers to your images.



Don't forget to save your work!