

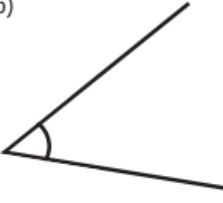












## Year 4 Homework 27.06.25

Here is your homework for this week. It should take you about 45 minutes. Please complete the task in your homework book. Homework is due on **Wednesday 2<sup>nd</sup> July.**

 <p><b>Times Table Rockstars</b></p>	<p>This week, the battles are:</p> <p>4SE vs 3SG 4EB vs 2RW</p> <p>Remember to earn your tokens!</p> <ul style="list-style-type: none"> <li>2 tokens for completing your 10 minutes of 'Garage'</li> <li>1 bonus token for 95-99% accuracy</li> <li>2 bonus tokens for 100% accuracy</li> </ul>
<b>Reading</b>	<p>Reading is so important so please ensure you are reading every day. Please record the reading you do in your reading journal.</p>
<b>Maths</b>	<p>This week we have been learning about different types of angles: acute, obtuse and right angles. For homework, children should identify and name each angle and order them from smallest to greatest.</p> <div style="display: flex; flex-direction: column; gap: 20px;"> <!-- Question 1 --> <div style="display: flex; justify-content: space-between; align-items: flex-start;"> <div style="text-align: center;"> <p>1. a)</p>  </div> <div style="text-align: center;"> <p>b)</p>  </div> <div style="text-align: center;"> <p>c)</p>  </div> <div style="border: 1px solid black; width: 100px; height: 30px; display: flex; align-items: center; justify-content: center;"> <div style="width: 33%; height: 100%;"></div> <div style="width: 33%; height: 100%;"></div> <div style="width: 33%; height: 100%;"></div> </div> </div> <!-- Question 2 --> <div style="display: flex; justify-content: space-between; align-items: flex-start;"> <div style="text-align: center;"> <p>2. a)</p>  </div> <div style="text-align: center;"> <p>b)</p>  </div> <div style="text-align: center;"> <p>c)</p>  </div> <div style="border: 1px solid black; width: 100px; height: 30px; display: flex; align-items: center; justify-content: center;"> <div style="width: 33%; height: 100%;"></div> <div style="width: 33%; height: 100%;"></div> <div style="width: 33%; height: 100%;"></div> </div> </div> <!-- Question 3 --> <div style="display: flex; justify-content: space-between; align-items: flex-start;"> <div style="text-align: center;"> <p>3. a)</p>  </div> <div style="text-align: center;"> <p>b)</p>  </div> <div style="text-align: center;"> <p>c)</p>  </div> <div style="border: 1px solid black; width: 100px; height: 30px; display: flex; align-items: center; justify-content: center;"> <div style="width: 33%; height: 100%;"></div> <div style="width: 33%; height: 100%;"></div> <div style="width: 33%; height: 100%;"></div> </div> </div> <!-- Question 4 --> <div style="display: flex; justify-content: space-between; align-items: flex-start;"> <div style="text-align: center;"> <p>4. a)</p>  </div> <div style="text-align: center;"> <p>b)</p>  </div> <div style="text-align: center;"> <p>c)</p>  </div> <div style="border: 1px solid black; width: 100px; height: 30px; display: flex; align-items: center; justify-content: center;"> <div style="width: 33%; height: 100%;"></div> <div style="width: 33%; height: 100%;"></div> <div style="width: 33%; height: 100%;"></div> </div> </div> </div>