

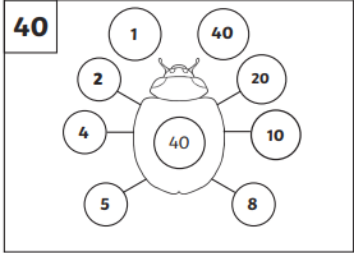
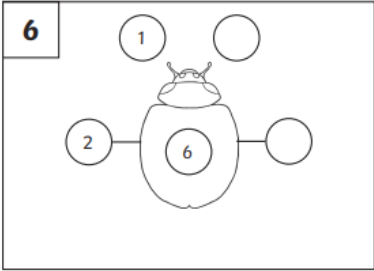
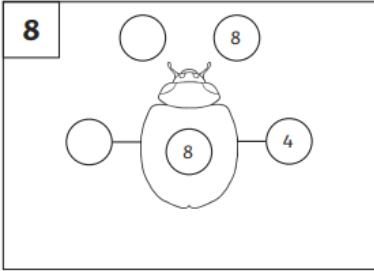
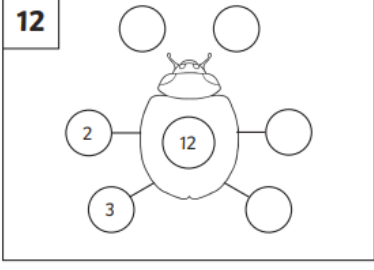
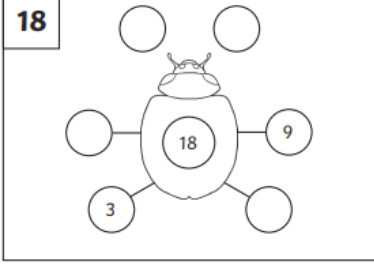
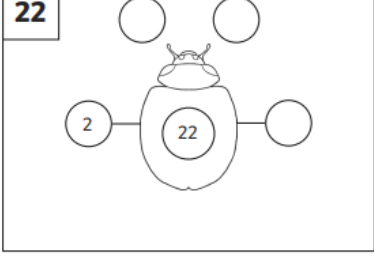
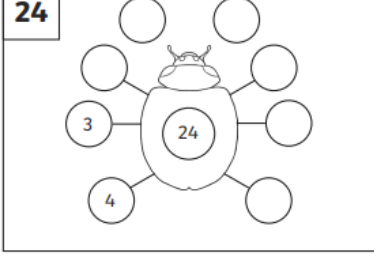



Year 4 Homework 07.02.25

Here is your homework for this week. It should take you about 45 minutes. Please complete the task in your homework book.

Homework is due on **Wednesday 12th February.**

<p>Times Table Rockstars</p> 	<p>This week's battles are:</p> <p>The KS2 battle! This means it's all KS2 classes battling each other! Which class will be victorious?</p> <p>Remember to earn your tokens!</p> <ul style="list-style-type: none"> 2 tokens for completing your 10 minutes of 'Garage' 1 bonus token for 95-99% accuracy 2 bonus tokens for 100% accuracy
<p>Reading</p> 	<p>Reading is so important so please ensure you are reading every day. Don't forget to fill in your reading journal!</p>
<p>Maths</p>	<p>This week, we have been working on factor pairs. For homework, we would like children to complete the factor pairs activity below.</p> <p>Example: 40</p>  <div style="display: flex; flex-wrap: wrap; justify-content: space-around;"> <div style="width: 45%; text-align: center;"> <p>6</p>  </div> <div style="width: 45%; text-align: center;"> <p>8</p>  </div> <div style="width: 45%; text-align: center;"> <p>12</p>  </div> <div style="width: 45%; text-align: center;"> <p>18</p>  </div> <div style="width: 45%; text-align: center;"> <p>22</p>  </div> <div style="width: 45%; text-align: center;"> <p>24</p>  </div> </div>
 Maths Multiplication and Division Factor Pairs Lesson 1 of 1: Factor Pairs visit twinkl.com	

24



32



64



77



80



100

